


Handa's Surprise by Eileen Browne



Watch a video of the story



https://www.youtube.com/watch?time_continue=4&v=XyIV_xYi0as&feature=emb_logo

Ten Top Ideas and Activities



1. **Talk about the story** .Talk together about which part of the story children like best and why. What do they know that Handa doesn't? How would they feel if they discovered all their fruit had gone? Why do they think the book is called 'Handa's Surprise'? Is there more than one reason?
2. **Act it out** Children can use animal toys and real or pretend fruit to act out the story. They can also make up their own using different fruits and animals.
3. **Make a non fiction book** Using card or paper, children can make a book about the animals in the story. They might choose to do a page for each animal -collecting facts about each one- what they eat, where they live, etc.
4. **Draw and find out more** Children can choose one of the fruits Handa carries to her friend and draw it in as much detail as possible, choosing colours carefully and noticing patterns and textures. If you have fruit at home, cut it and look at it in detail. Does it have seeds? Are there different parts, different colours or textures? Find out more about it on the internet- where does it grow, how it is harvested.
5. **Balance a basket** How easy is it to walk carrying something on your head? Using a small basket with a few soft items, or a cushion, children can practice walking without holding their load on their heads. This can become a game, with someone trying to take an item without being noticed.
6. **What is Missing (or Kim's Game)** Use fruit and vegetables you might have at home - or spend time drawing fruit and vegetables for the game. Choose 5 fruit and/or vegetables put on a tray or a table. Ask your child to close their eyes and take one away. Open eyes- what has gone? Take turns. Make hard by having more fruit or vegetables. Can they say if it is a fruit or a vegetable?

7. **Make a list of all the animals in the book.** Which one is their favourite? Why?
8. **Label an animals.** Get your child to draw some of the animals. Try and get the right colours and patterns. Can they label the different body parts - legs, ears, hooves? Does it have tusks? Does it have feathers?
9. **Act like an animal!** Can they chose an animal from the story and act like it? Flap their 'wings' for the parrot, use their arm for the trunk of the elephant, charge like a goat? Can a grown up guess which animal they are?
10. **See how many fruit and vegetables you all know.** Use the internet to look at pictures of ones that are very deferent. Have you seen a dragon fruit? A gooseberry? A guava?

Find more books by Eileen Browne



Handa's Hen
Wait and See
No Problem



Tick Tock
Handa's Noisy Night
Wait for Me!
Where's the Bus?



Find out about

Fruit and animal templates <https://www.yellow-door.net/products/free-resources-handas-surprise/>

Exotic fruits with pictures <https://foodfornet.com/66-exotic-fruits-from-around-the-world-with-pictures/>

Video about a Kenyan safari - https://www.youtube.com/watch?v=njRirGcFT_Q

Song and rhymes about animals in the book

An Elephant Goes like This and That <https://www.youtube.com/watch?v=qg7I50NjKco>

5 Little Monkeys Jumping on the Bed <https://www.youtube.com/watch?v=sfFwo7iQsDw>

The Giraffe Song https://www.youtube.com/watch?v=KEvX2_KISHs