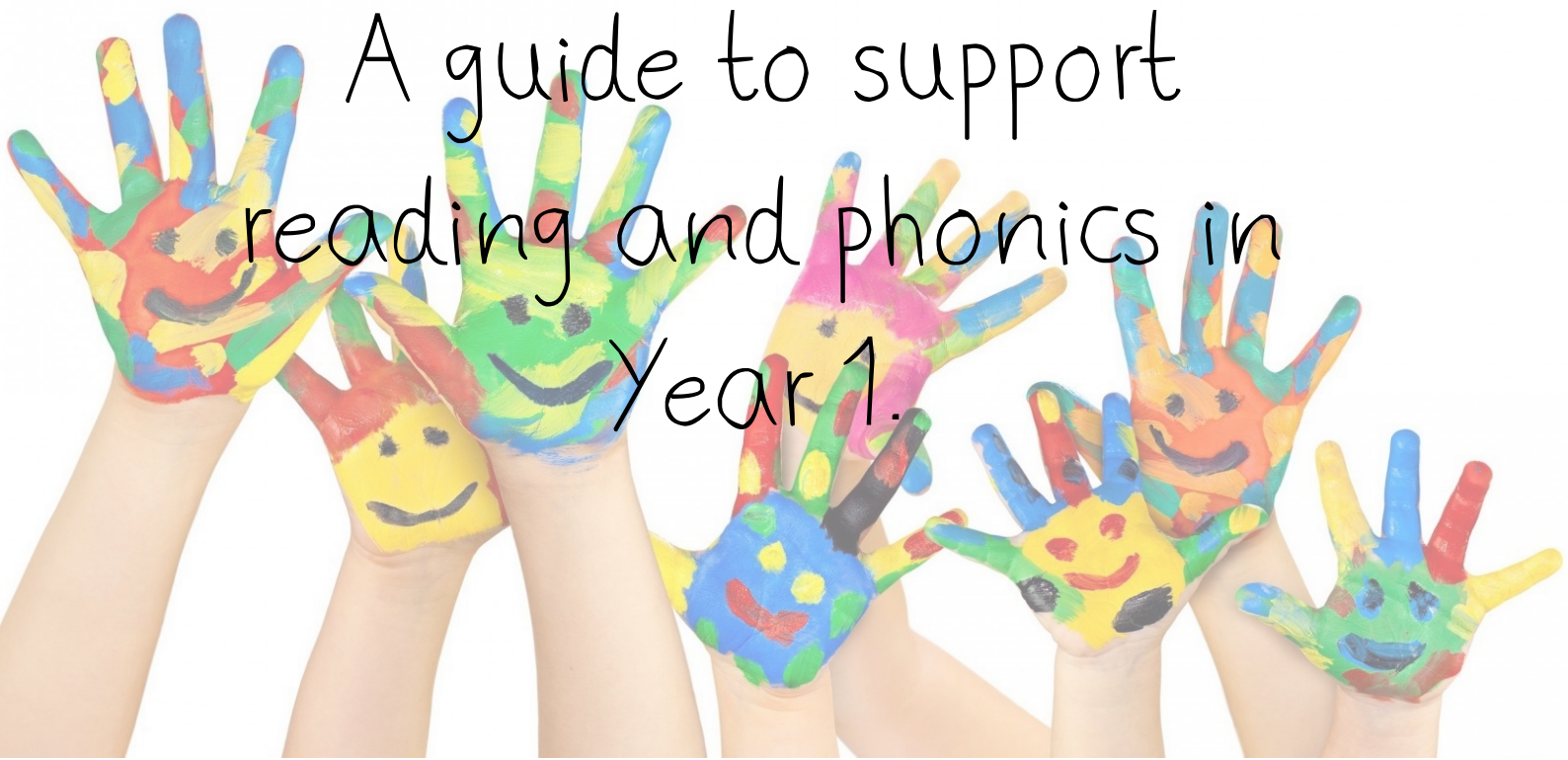


Gaddesby Primary School

Helping your child at home.



A guide to support
reading and phonics in
Year 1.



Getting Started

Parental support is important to all children as they benefit from plenty of praise and encouragement whilst learning. Not all children will find it easy to learn and blend sounds. Extra practice, at home, will lead to fluency in reading and help your child become successful in school. We recommend reading with your child at least once a day.

During Year 1, your child should be able to recognise some sounds but may not be familiar with all. Encourage your child to have a go and praise their attempts at reading the sounds they do know. At times, your child may become stuck on a sound and it is perfectly fine to simply tell them what that sound is to help them move on.

However, reading isn't all about sounds. Use the pictures and discuss what you can see. Ask them what they think might happen next, use silly voices for the different characters or even make lollipop stick puppets to act out the story.

Reading at home should be fun for both child and parent, find a nice comfy spot and enjoy yourselves!



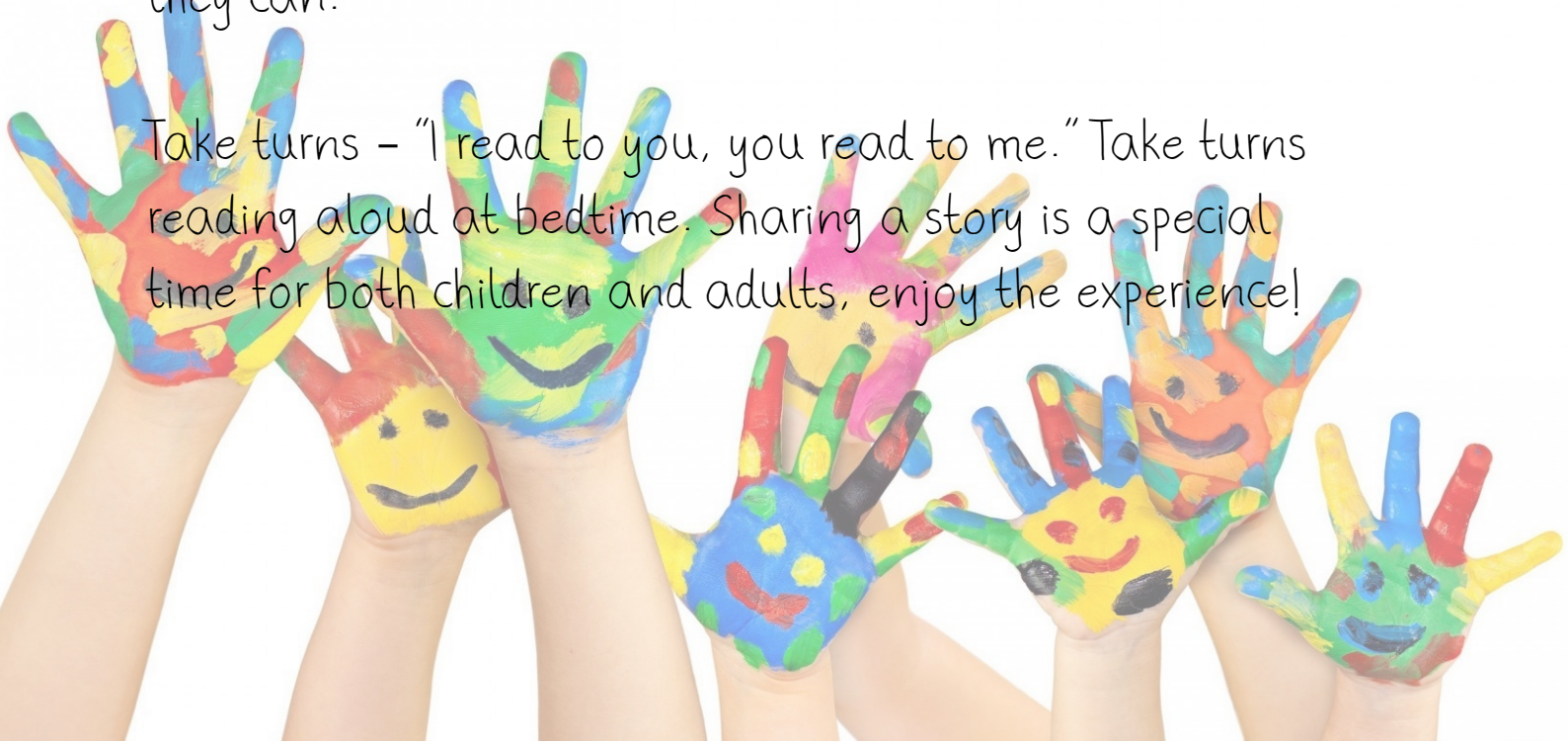
General Tips to Support Reading

Once is never enough! - Encourage your child to re-read favourite books and poems as well as books provided by school. Re-reading enables children to develop their use of story language, anticipate key events and phrases and recognise sight words on sight. They will also begin to hear themselves as a fluent reader which is a great confidence boost!

Dig deeper into the story - Ask your child questions about the book you have just started such as how the characters are feeling.

Be patient - Once your child has recognised the sounds within the word, they then have to blend that word together, which for some children can be a tricky task. Ask them to repeat the sounds they can hear in the word and allow them time to work it out themselves if they can.

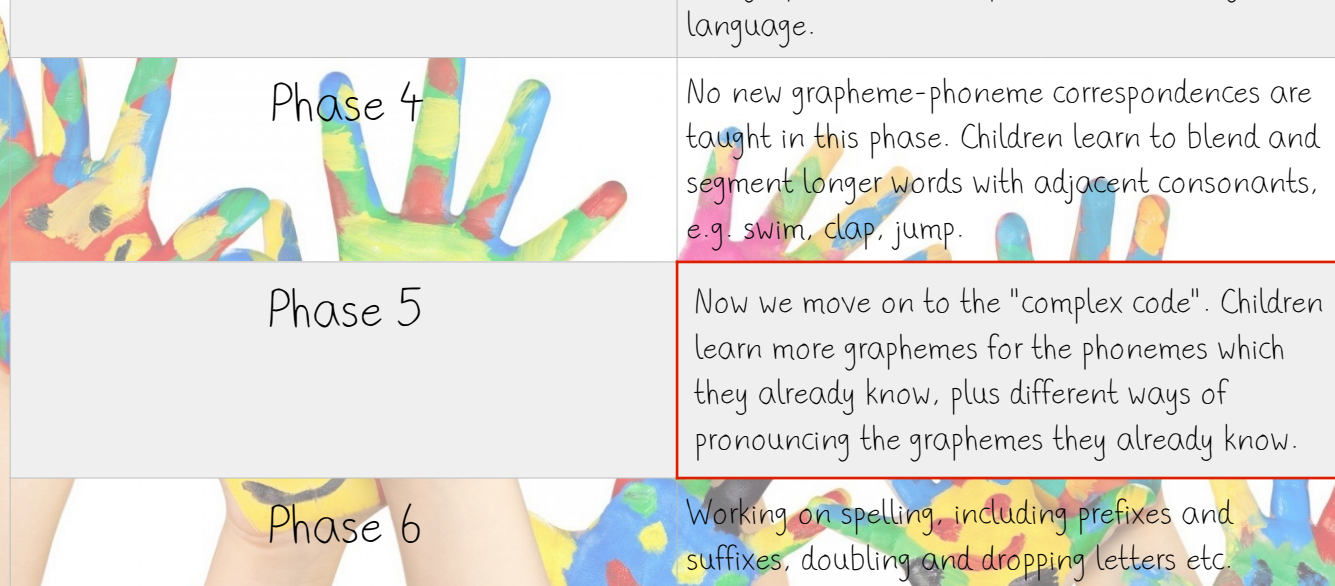
Take turns - "I read to you, you read to me." Take turns reading aloud at bedtime. Sharing a story is a special time for both children and adults, enjoy the experience!



Learning Phonics

Through Key Stage One at Gaddesby Primary School, children are taught phonics through the Letters and Sounds programme. The children work through the sounds at a pace which is appropriate to them.

Phase	Phonic Knowledge and Skills
Phase 1	Activities are divided into seven aspects, including environmental sounds, instrumental sounds, body sounds, rhythm and rhyme, alliteration, voice sounds and finally oral blending and segmenting.
Phase 2	Learning 19 letters of the alphabet and one sound for each. Blending sounds together to make words. Segmenting words into their separate sounds. Beginning to read simple captions.
Phase 3	The remaining 7 letters of the alphabet, one sound for each. Graphemes such as ch, oo, th representing the remaining phonemes not covered by single letters. Reading captions, sentences and questions. On completion of this phase, children will have learnt the "simple code", i.e. one grapheme for each phoneme in the English language.
Phase 4	No new grapheme-phoneme correspondences are taught in this phase. Children learn to blend and segment longer words with adjacent consonants, e.g. swim, clap, jump.
Phase 5	Now we move on to the "complex code". Children learn more graphemes for the phonemes which they already know, plus different ways of pronouncing the graphemes they already know.
Phase 6	Working on spelling, including prefixes and suffixes, doubling and dropping letters etc.



Phonics Screening

In the summer term in Year 1, the children sit a phonics screening, which includes 40 words that are phonetically decodable. In the booklet, there are some real words and also some pseudo words or 'alien' words. The alien word section of the booklet is designed to encourage child to look carefully at the sounds they see, in unfamiliar words.

The screening is always completed by a teacher that is known to the children to help them feel relaxed and we have plenty of practises to help the children understand the structure of the screening.

All reading and phonics practise you do at home will really boost the confidence of your child's reading ready for this. The EYFS/KS1 team will be running a parent workshop to give you more insight into phonics and how the screening works, so please attend for more details (date to be confirmed).



Developing Comprehension

Obviously, there is more to reading than decoding the sounds on the page and during Year 1, your child should begin to work on their comprehension of the book.

This can be easily supported at home by asking a few questions about the book.

A great starting point would be question where the child has to retrieve information given in the story such as 'what colour was Jane's coat?'

Once you are confident that your child has developed a basic understanding of the text, you should start to ask them trickier questions such as 'who was the most helpful character in the story and why?'

It is great when the child begins to link their own personal life to stories too, so if you are reading a story about rabbits, chat about the rabbit at school, for example.



Summary

The most important thing when your child is learning to read is to support them in developing a thirst for literacy. By sharing and enjoying stories, children will naturally want to learn to read.

If you have any questions or need any advice on supporting your child with their reading, you are more than welcome to come and have a chat after school with the Gaddesby team, at any time.

Important Information-School Books

Children will have their reading books changed every week. They will take home a couple of books given to them by the class teacher, dependent on the child's phonics/reading stage.

Please do re-read these books to develop the fluency and confidence previously mentioned. After reading with your child, please fill in their reading record to share their successes with their teacher.

Thank you for taking the time to read this booklet and happy reading with your child!

